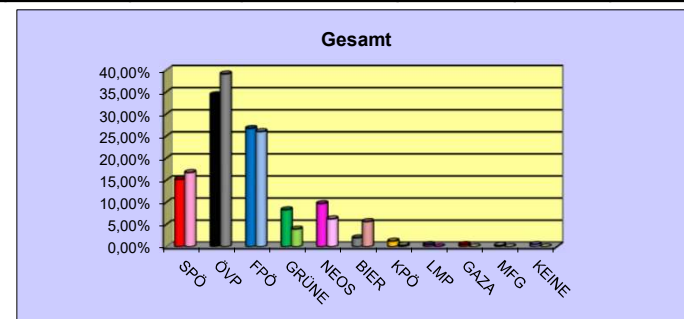
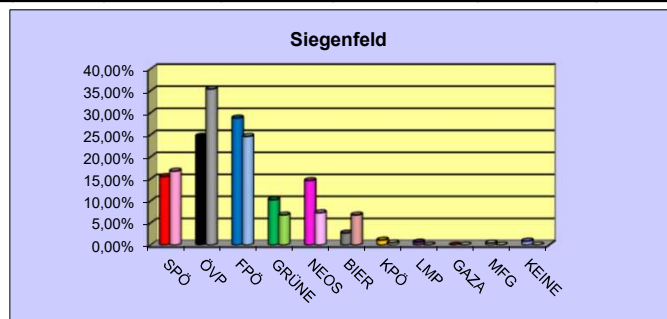
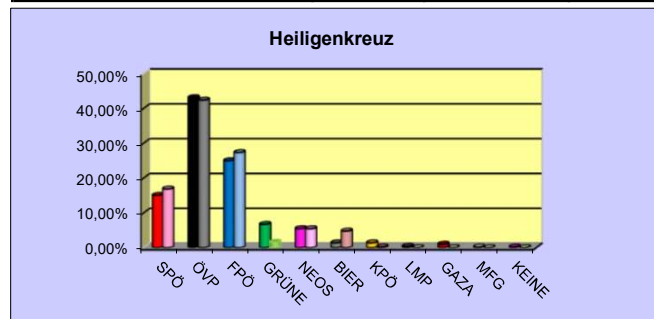


Gemeinde Heiligenkreuz-Siegenfeld

Ergebnisse der Nationalratswahl vom 29. September 2024

	Heiligenkreuz					Siegenfeld					Gesamt				
	" 2024 "			" 2019 "		" 2024 "			" 2019 "		" 2024 "			" 2019 "	
	Stimmen	" % "	" +/- "	Stimmen	" % "	Stimmen	" % "	" +/- "	Stimmen	" % "	Stimmen	" % "	" +/- "	Stimmen	" % "
wahlberechtigte Personen	589		98,17%	600		540		103,65%	521		1129		2,36%	1103	
ausgegebene Wahlkarten	107	18,17%		82	13,67%	132	24,44%		88	16,89%	239	21,17%		170	15,41%
am Wahltag abgegeben	502	85,23%	11,56%	442	85,33%	438	81,11%	7,79%	382	88,22%	940	83,26%	8,55%	824	88,32%
ungültige Stimmen	10	1,99%	1,31%	3	0,68%	1	0,23%	-0,03%	1	0,26%	11	1,17%	0,68%	4	0,49%
gültige Stimmen	492	98,01%	-1,31%	439	99,32%	437	99,77%	0,03%	381	99,74%	929	98,83%	-0,68%	820	99,51%
davon entfielen auf:															
SPÖ	74	15,04%	-1,82%	74	16,86%	68	15,56%	-1,24%	64	16,80%	142	15,29%	-1,54%	138	16,83%
ÖVP	212	43,09%	0,72%	186	42,37%	108	24,71%	-10,72%	135	35,43%	320	34,45%	-4,70%	321	39,15%
FPÖ	123	25,00%	-2,33%	120	27,33%	126	28,83%	4,16%	94	24,67%	249	26,80%	0,71%	214	26,10%
GRÜNE	33	6,71%	5,11%	7	1,59%	45	10,30%	3,47%	26	6,82%	78	8,40%	4,37%	33	4,02%
NEOS	27	5,49%	0,02%	24	5,47%	64	14,65%	7,30%	28	7,35%	91	9,80%	3,45%	52	6,34%
BIER	7	1,42%	-3,36%	21	4,78%	12	2,75%	-4,08%	26	6,82%	19	2,05%	-3,69%	47	5,73%
KPÖ	7	1,42%	1,19%	1	0,23%	5	1,14%	0,62%	2	0,52%	12	1,29%	0,93%	3	0,37%
LMP	2	0,41%	0,41%	0	0,00%	3	0,69%	0,69%	0	0,00%	5	0,54%	0,54%	0	0,00%
GAZA	5	1,02%	1,02%	0	0,00%	0	0,00%	0,00%	0	0,00%	5	0,54%	0,54%	0	0,00%
MFG	1	0,20%	0,20%	0	0,00%	2	0,46%	0,46%	0	0,00%	3	0,32%	0,32%	0	0,00%
KEINE	1	0,20%	0,20%	0	0,00%	4	0,92%	0,92%	0	0,00%	5	0,54%	0,54%	0	0,00%



■ 2024 ■ 2019