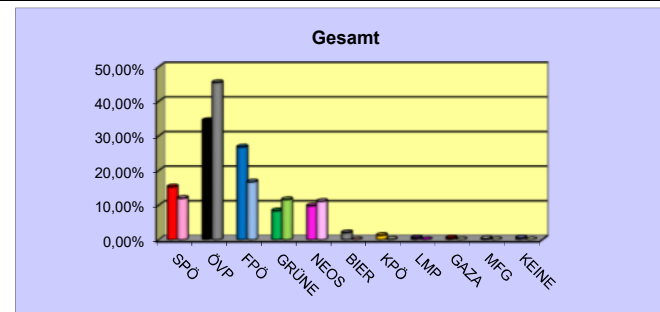
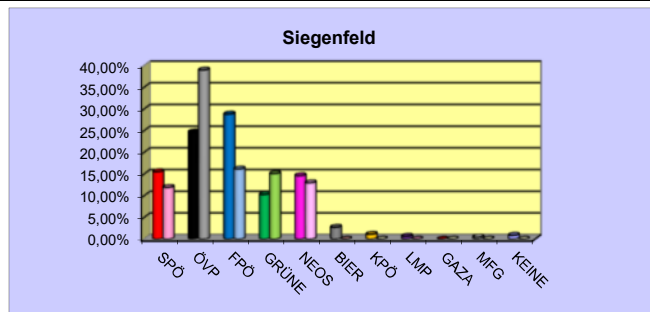
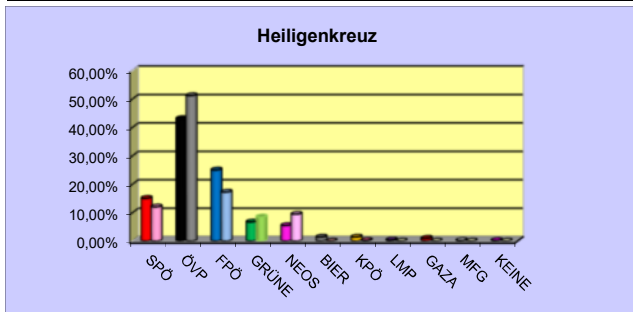


Gemeinde Heiligenkreuz-Siegenfeld

Ergebnisse der Nationalratswahl vom 29. September 2024

	Heiligenkreuz				Siegenfeld				Gesamt						
	" 2024 "			" 2019 "		" 2024 "			" 2019 "		" 2024 "			" 2019 "	
	Stimmen	" % "	" +/- % "	Stimmen	" % "	Stimmen	" % "	" +/- % "	Stimmen	" % "	Stimmen	" % "	" +/- % "	Stimmen	" % "
wahlberechtigte Personen	589		98,17%	600		540		103,65%	521		1129		0,71%	1121	
ausgegebene Wahlkarten	107	18,17%		82	13,67%	132	24,44%		88	16,89%	239	21,17%		170	15,17%
am Wahltag abgegeben	502	85,23%	13,40%	431	83,20%	438	81,11%	8,17%	380	87,76%	940	83,26%	10,91%	811	85,28%
ungültige Stimmen	10	1,99%	0,37%	7	1,62%	1	0,23%	-0,56%	3	0,79%	11	1,17%	-0,06%	10	1,23%
gültige Stimmen	492	98,01%	-0,37%	424	98,38%	437	99,77%	0,56%	377	99,21%	929	98,83%	0,06%	801	98,77%
davon entfielen auf:															
SPÖ	74	15,04%	3,01%	51	12,03%	68	15,56%	3,62%	45	11,94%	142	15,29%	3,30%	96	11,99%
ÖVP	212	43,09%	-8,09%	217	51,18%	108	24,71%	-14,28%	147	38,99%	320	34,45%	-11,00%	364	45,44%
FPÖ	123	25,00%	7,78%	73	17,22%	126	28,83%	12,65%	61	16,18%	249	26,80%	10,07%	134	16,73%
GRÜNE	33	6,71%	-1,78%	36	8,49%	45	10,30%	-4,82%	57	15,12%	78	8,40%	-3,21%	93	11,61%
NEOS	27	5,49%	-3,95%	40	9,43%	64	14,65%	1,65%	49	13,00%	91	9,80%	-1,32%	89	11,11%
BIER	7	1,42%	1,42%		0,00%	12	2,75%	2,75%		0,00%	19	2,05%	2,05%		0,00%
KPÖ	7	1,42%	1,19%	1	0,24%	5	1,14%	1,14%	0	0,00%	12	1,29%	1,17%	1	0,12%
LMP	2	0,41%	0,41%		0,00%	3	0,69%	0,69%		0,00%	5	0,54%	0,54%		0,00%
GAZA	5	1,02%	1,02%		0,00%	0	0,00%	0,00%		0,00%	5	0,54%	0,54%		0,00%
MFG	1	0,20%	0,20%		0,00%	2	0,46%	0,46%		0,00%	3	0,32%	0,32%		0,00%
KEINE	1	0,20%	0,20%		0,00%	4	0,92%	0,92%		0,00%	5	0,54%	0,54%		0,00%
JETZT PILZ		0,00%	-1,18%	5	1,18%		0,00%	-3,71%	14	3,71%		0,00%	-2,37%	19	2,37%
WANDL		0,00%	-0,24%	1	0,24%		0,00%	-1,06%	4	1,06%		0,00%	-0,62%	5	0,62%



■ 2024 ■ 2019